

Application form for Dependants' Grants 2022/23

Any copied financial documents you send to us with this form will be securely destroyed once we have checked them.

To find out how we'll use the information you provide go to www.studentfinancewales.co.uk/privacynotice to read our Privacy Notice before completing this form.

Customer Reference Number

Name

Date of birth


Address

 Postcode

Who should complete this form?

Full-time students who have already completed their 2022/23 student finance application, and now want to apply for an Adult Dependants' Grant, Parents' Learning Allowance and/or a Childcare Grant.

How do I complete this form?

- Answer every question in sections 1 & 2, then sign and date the declaration.
- If any questions do not apply to you, please write 'N/A' or 'None' as your answer.
- You need to send evidence with your application whenever you see this icon. 
- If any questions are left blank we will not be able to process this application.

Where do I send my form?

Once you have completed this form and signed and dated the declaration, you should return it to us at: Student Finance Wales, PO Box 211, Llandudno Junction, LL30 9FU.

section 1 student financial questions

We may ask you to confirm any estimated income at a later date. If your actual income is different from your estimated income we will reassess your entitlement and this may change the level of financial support you receive.

Unearned income

- a Please estimate the total taxable unearned income, before deductions, that you expect to receive in academic year 2022/23.

£

What is the source of this income?

What is taxable unearned income?

Taxable **unearned** income is any income you receive from the following sources:

- Bank or building society gross interest
- Property, lettings or rent
- Dividends or investments
- Trusts or sponsorships
- Any other payment received for attending the course
- Taxable income from pensions - including private, occupational and state

When working out your taxable unearned income, do **not** include the following:

- earnings from full or part-time work such as holiday work or work you do during term-time
- any Maintenance Loan or grant payments you may receive from us
- maintenance payments you receive for your children
- Teacher Training and Care Leavers' Bursaries
- ISAs



section 1 student financial questions

Payments from an employer

- b** Will your employer be releasing you to attend your course for the academic year 2022/23?

Yes No

If 'No' go to d

If 'Yes', how much will your employer pay you for time spent attending your course during this period?

£

What should I include in my answer?

Only enter an amount for question b if you are being **released from employment** by your employer to attend your course.

Only include salary or wages that you will receive from that employer for days you are attending your course.

Any earnings from salary or wages entered here may affect your student finance entitlement.

Do not provide any amount here if you are a student who is working while studying but have not been specifically released by your employer to attend your course.

- c** During the academic year 2022/23, will you or your employer pay any money into a pension fund on your behalf?

Yes No



If 'Yes', how much during this period?

£

Dependent children


- d** Give details of any children who will be wholly or mainly financially dependent on you during the academic year 2022/23.


When stating the child's income, include their income from all sources after Income Tax and National Insurance contributions in tax year 2020-21.

| Child's full name | Date of birth  | Relationship to you | Who will they live with? | Child's income  |
|-------------------|---|---------------------|--------------------------|--|
| | (DD MM YYYY) | | | (£) |

What should I include in my answer?

You must include any income the child received from working, interest earned on savings, investments and any maintenance payments you received for your children as part of **their** income in this question.

 You must send the **original** birth certificate or adoption certificate of each child, as well as a **copy** of their most recent Tax Credit Award Notification (TCAN) or child benefit letter when returning this form.

 You **must** send copies of evidence to show your child's income from all sources after tax and National Insurance contributions in tax year 2020-21.

section 2 Parents' Learning Allowance, Adult Dependants' Grant and Childcare Grant

If you are applying for Childcare Grant, as well as completing this form you must complete a Childcare Grant Form (CCG1). You can download this form at: www.studentfinancewales.co.uk

a Are you a lone parent?

Yes No

If 'Yes' go to d

b Are you under 25, living with a partner and applying for Childcare Grant or Parents' Learning Allowance?

Yes No

If 'No' go to d

If 'Yes' and you are a care leaver - go to c

b1 Did you start your course on or after 1 August 2019?

Yes No

If 'Yes' go to d

c Give the total estimated income after Income Tax and National Insurance deductions in academic year 2022/23 for:

| | |
|------------------------|------------------------|
| You | Your partner |
| £ <input type="text"/> | £ <input type="text"/> |

How much of this will be Child Tax Credit or the child element of Universal Credit for academic year 2022/23?

| | |
|------------------------|------------------------|
| You | Your partner |
| £ <input type="text"/> | £ <input type="text"/> |

d Answer this question if you are applying for Childcare Grant.

During the 2022/23 academic year, do you or your spouse, civil partner or cohabiting partner receive, or expect to receive:

- the childcare element of Working Tax Credit or Universal Credit; or
- Tax-Free Childcare from HM Revenue and Customs (HMRC); or
- Childcare Allowance from the National Health Service (NHS)

No

Yes - You can't get Childcare Grant if you receive childcare support from one of these sources at the same time.

You can only apply for Childcare Grant if you stop claiming support from any of these sources.

Applying for a Childcare Grant

To apply for a Childcare Grant, as well as completing this form you **must** complete a Childcare Grant Form (CCG1). You can download this form at: www.studentfinancewales.co.uk

e1 Are you applying for Adult Dependants' Grant?

Yes No

If 'No' go to f

Applying for an Adult Dependants' Grant

You are not eligible for Adult Dependants' Grant for:

- your other adult dependant if their income is more than £3,923 in the academic year 2022/23.
- your cohabiting partner if you started your course before 1 August 2019 and were under 25 on the 1st day of the 1st academic year of your course.

e2 Who is your adult dependant?

Your husband
Your wife
Your civil partner
Your partner

go to f

other adult dependant

e3 Will your other adult dependant's income be more than £3,923 for the academic year 2022/23?

Yes No

section 2 Parents' Learning Allowance, Adult Dependants' Grant and Childcare Grant

e4 Give your adult dependant's income for the 2020-21 tax year.

Income

All salary/wages and self-employed income (include income from property)

All pension income (include private, occupational and state pensions)

If you receive a lump sum pension, only declare the amount you received that you paid tax on.

All gross taxable income from interest, investments and dividends

Taxable state benefits

All other taxable income

Deductions

Private pension contributions and Additional Voluntary Contributions (AVCs)

Allowable expenses on which tax relief was claimed

| |
|---|
| £ |
| £ |
| £ |
| £ |
| £ |
| £ |
| £ |

f **Only complete this question if you started your course before 1 August 2019.**

e Give details of financial commitments you have before the start of the course which you, your husband, wife or partner will continue to pay for during the academic year.

| | |
|------|------|
| Type | Type |
| £ | £ |
| Type | Type |
| £ | £ |

What financial commitments should I include in my answer?

You should include any insurance policies you have such as household or medical insurance, life assurance premiums, mortgage repayments, repayments under a loan agreement, or maintenance payments for a dependant.

e Please send in **copied** documentary evidence for every financial commitment you tell us about.

Declaration

- I confirm that to the best of my knowledge and belief, the information I have provided is true and complete. If it is not I understand I may not receive financial support, any support I have received may be withdrawn and I could be prosecuted.
- I agree to give the Student Loans Company Ltd (SLC) any information they require to process my application and agree to tell them immediately if my circumstances change in any way that might affect my entitlement to financial support. I understand that if I do not do this, I may not receive any further payments, and may have to repay the financial support I have already received.
- I agree that in the event of receiving an overpayment of financial support, I am obligated to repay this in full.

Your full name (in BLOCK CAPITALS)

Your signature

X

Date

□ □ / □ □ / □ □ □ □